




# Printable Gift Tags

## Instructions

- Print on 8.5 x 11 card stock
- Cut and punch holes
- Attach to your homemade gifts with ribbon!

Find the recipe at:  
[flavourandsavour.com](http://flavourandsavour.com)

Wishing you a  
*yummy*  
holiday!




*Chocolate Almond  
Snowballs*

To:  
From:

Recipe from [flavourandsavour.com](http://flavourandsavour.com)

Wishing you a  
*yummy*  
holiday!



*Chocolate Almond  
Snowballs*

To:  
From:

Recipe from [flavourandsavour.com](http://flavourandsavour.com)

Wishing you a  
*yummy*  
holiday!




*Chocolate Almond  
Snowballs*

To:  
From:

Recipe from [flavourandsavour.com](http://flavourandsavour.com)

Wishing you a  
*yummy*  
holiday!



*Chocolate Almond  
Snowballs*

To:  
From:

Recipe from [flavourandsavour.com](http://flavourandsavour.com)

Wishing you a  
*yummy*  
holiday!



*Chocolate Almond  
Snowballs*

To:  
From:

Recipe from [flavourandsavour.com](http://flavourandsavour.com)

Wishing you a  
*yummy*  
holiday!



*Chocolate Almond  
Snowballs*

To:  
From:

Recipe from [flavourandsavour.com](http://flavourandsavour.com)